




**GENERAL HINGES & ALUMINIUM FRAMES**

REG NO.: 2000/016501/07

(PTY) LTD



**MANUFACTURERS OF**

All types of hinges, container locks, window and metal pressings for the automotive sector. Injection moulding, wire cutting, CNC Machining and Laser cutting facilities available

6B UNION STREET,  
ALBERTON NORTH

TEL: 011 907 1755/6  
FAX: 011 869 8702

P.O. BOX 220,  
ALBERTON 1450

e-mail: genhinge1@telkomsa.net

http://www.general-hinges.co.za

**Piano Hinge**

DATE	
TIME	
COMPANY NAME	
CONTACT DETAILS	



**Leaf Material Type**

Aluminium	
Brass	
Stainless Steel 304	
Mild Steel	

**Pin Material Type**

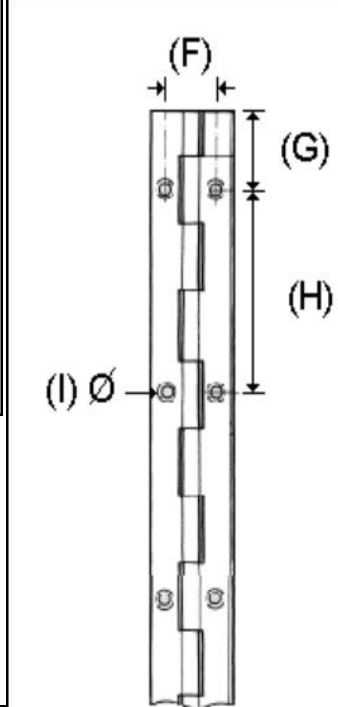
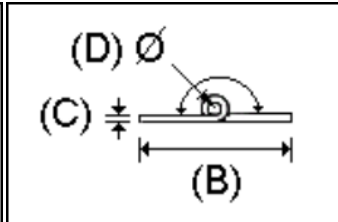
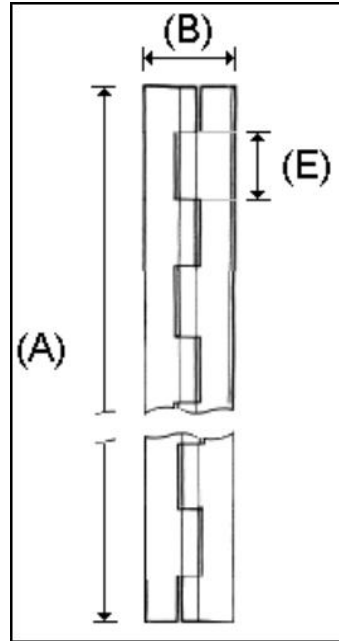
Aluminium	
Brass	
Stainless Steel 304	
Mild Steel	

**Sizes**

(A)	Length	
(B)	Opening	
(C)	Gauge	
(D)	Pin Diameter	
(E)	Knuckle Size	

**Holes**

(F)	Hole Leaf Center	
(G)	Start Size	
(H)	Hole Pitch	
(I)	Hole Diameter	



Please provide drawing if holes are staggered or have an unusual configuration

Quantity

Deliver time:

2-3 weeks

**PIANO HINGE  
STANDARDS**

**MATERIAL**

**Material Thickness**

**Mild Steel**

**Pin Size**

**Knuckle Length**

1.2mm

3mm

25mm

1.6mm

3mm / 4.5mm

38mm / 50mm / 25mm

2.0mm

4.0mm

50mm

3.0mm

8.0mm

50mm

5.0mm

9.0mm

50mm

**Stainless Steel / Brass / Aluminium**

1.2mm

3.0mm

25mm

1.6mm

4.76mm

38mm / 50mm / 25mm

2.0mm

4.0mm

50mm

3.0mm

8.0mm

50mm

## Hinge Leaf Styles

General Hinges



(011) 907 1755/6



Standard Assembly



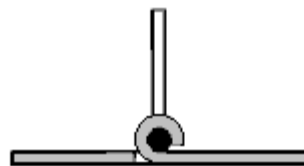
Unequal Leaves



Multiple Barrel



Reverse Assembly



Multiple Leaves

## Hinge Leaf Styles

General Hinges



(011) 907 1755/6



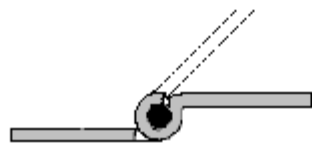
One Leaf Full Swaged



One Leaf Half Swaged



Both Leaves Half Swaged



One Leaf Reversed Swaged



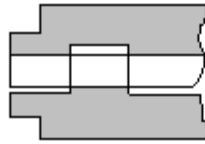
Offset

## Hinge End Terminology

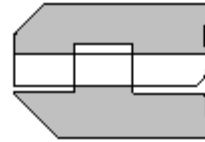
General Hinges



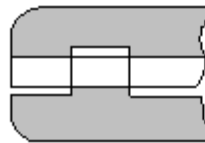
(011) 907 1755/6



**Notched corners**



**Angled corners**



**Radius corners**

## Hinge Pin Heading

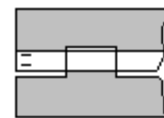
General Hinges



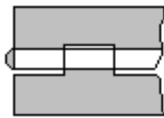
(011) 907 1755/6



**HEADED PIN**



**TIGHT PIN - STAKED**



**TIGHT PIN - SPUN**



**TIGHT PIN - WELDED**



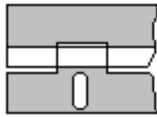
**LOOSE PIN - BENT**

## Hole Punching Dimensions

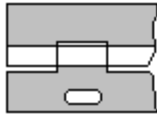
General Hinges



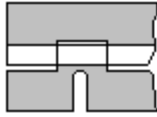
(011) 907 1755/6



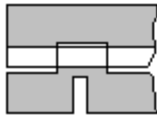
**Obround  
(Vertical)**



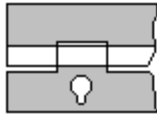
**Obround  
(Horizontal)**



**Notch  
Radius End**



**Notch  
Square End**



**Key Hole**